



Electronic  
and  
Mobile  
Command  
Control

Session

# ECC/MCC

*(Electronic Command and Control)  
(Mobile Command and Control)*

# *Training and*

# *Staff*

# *Development*

Links



Queensland  
Government

Version 1



# Overview

## Aims

- 1 explain the learning and staff development pathway.
- 2 demonstrate and the new mobile vehicle
- 2 explain in the:
  - mobile command and control environment
  - incident control centres
  - free to move mobile environment
  - and lone operations



Electronic  
and  
Mobile  
Command  
Control

Links



Queensland  
Government

Version 1



# ECC

## History

Electronic  
and  
Mobile  
Command  
Control

The concept of a mobile command centre (ECC) or control vehicle, that services a region or area has been around for some time and in various forms. Some vehicles that have been in service have been in the form of emergency tenders (ECCs), fire control units (FCUs), non-all-terrain vehicles and campers.



However the need for documenting fire-ground activities, safety and accountability has moved to new operational levels. The ECC has moved in a positive direction by commissioning a new vehicle that is unlike anything that exists in the operational fleet this process has been coupled together with technology to deliver a suite of very powerful command resources to the fire ground.

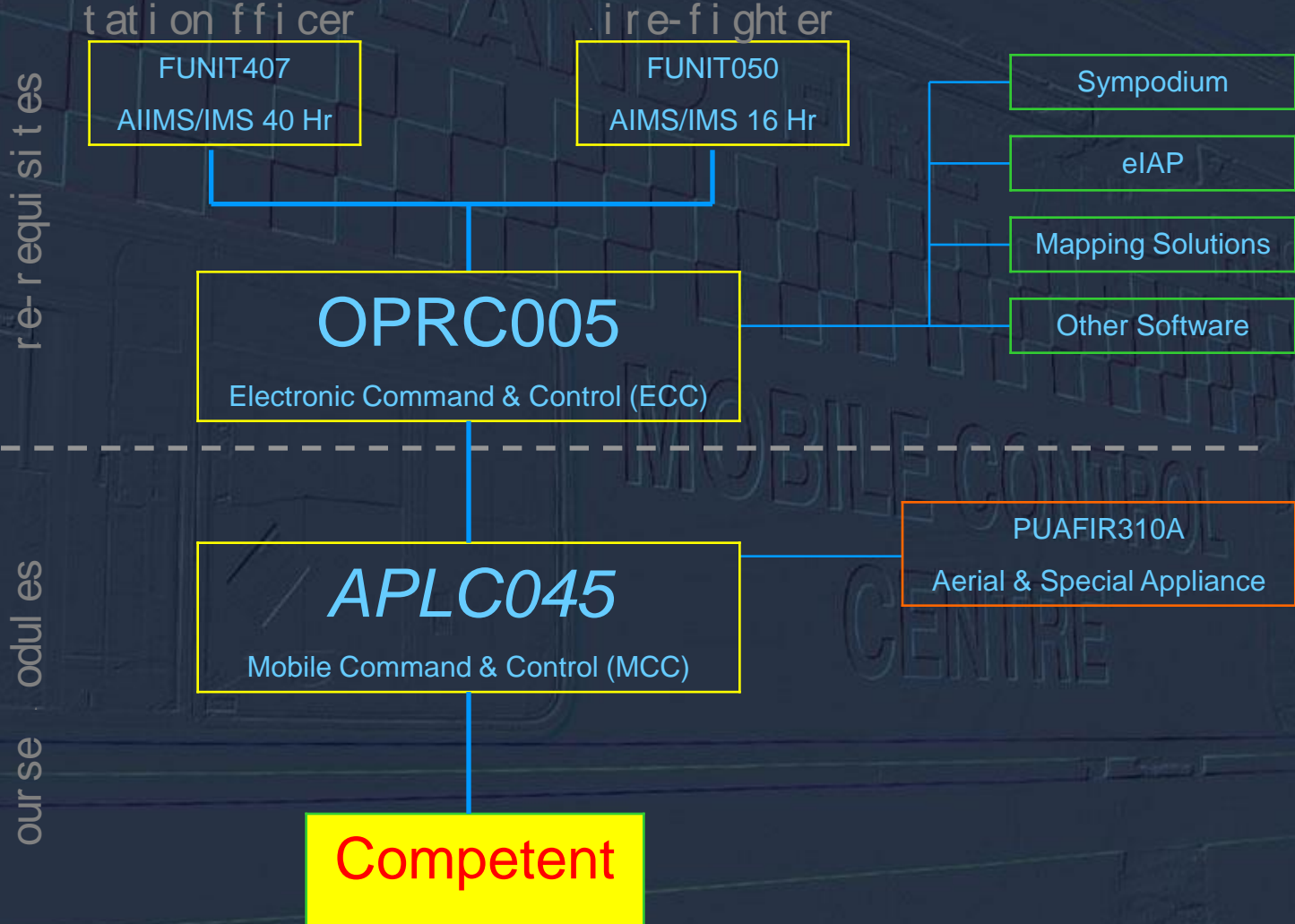
The advantage of the ECC is that it now takes the power and flexibility of an incident command centre to the incident and is completely independent and self-reliant, therefore allowing the ECC to effectively manage any incident ranging from level 1 to level 3 and for sustained operations making it ideal for campaign type occurrences.





# Training Path

Electronic  
and  
Mobile  
Command  
Control



re-requirements  
course modules

Links



Electronic  
and  
Mobile  
Command  
Control

# WHY eIAP IS USED

1. Allows the operator an easy interface for data entry
2. Allows the operator's creativity to enhance the online reporting on behalf of the Incident Controller
3. Provides continuity and standardisation of reporting at incidents throughout the QFRS
4. eIAP can be *shared* and viewed via the internet
5. Seamless expansion from Level 1 – Level 3 Incidents
6. INCForms are merged into a single interface and produced on demand
7. Provides electronic information for debriefings

Links

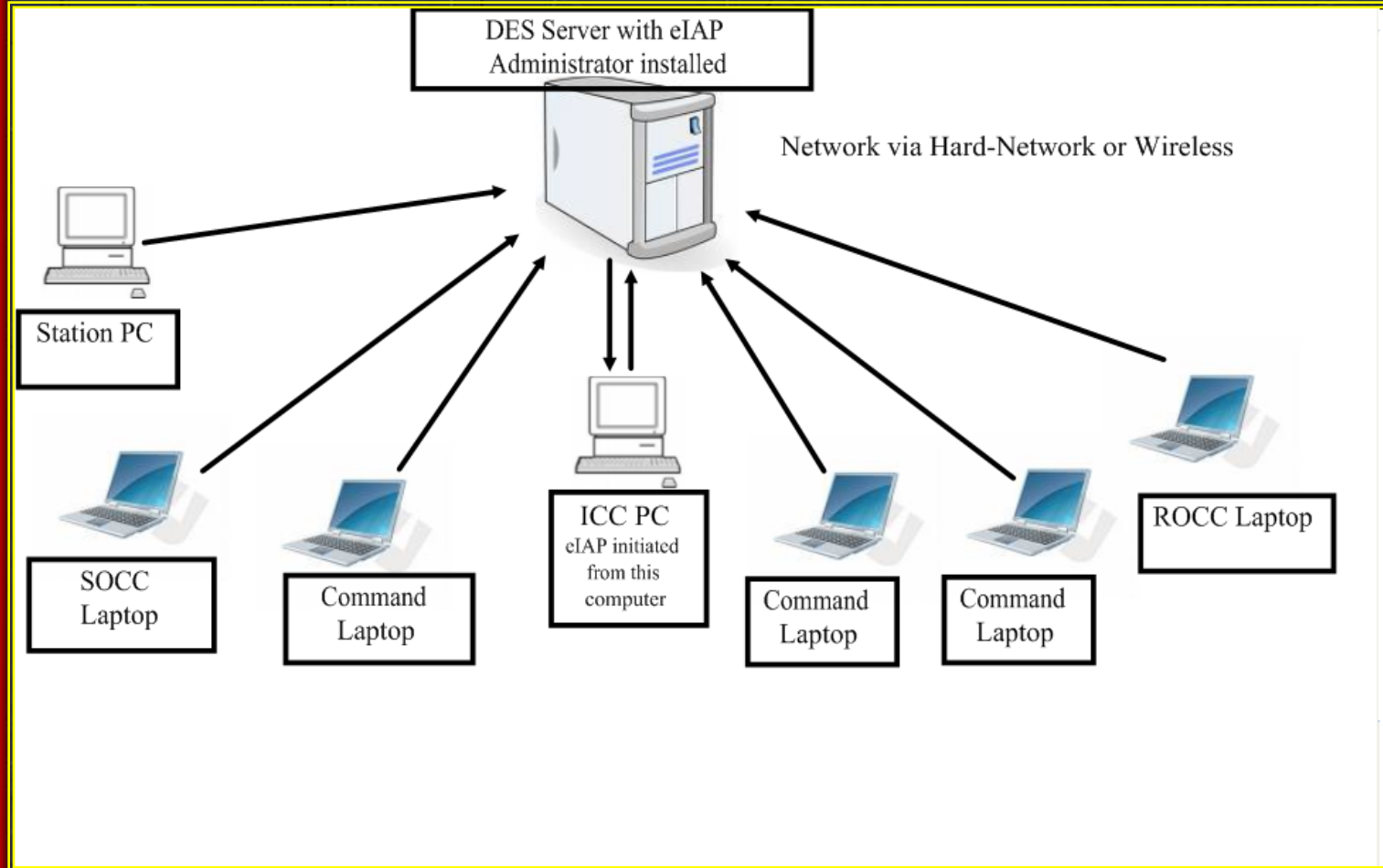


Queensland  
Government



# Inclusive Operation System

Electronic  
and  
Mobile  
Command  
Control



Links



# ECC

## Components Of ECC

1 enu

Electronic  
and  
Mobile  
Command  
Control

QFRS ECC Menu 4.3  
Wednesday, 14 October 2009  
Offline Logging Mode  
Current Incident - ROCC Brisbane

Create Incident	Close Incident	Open Incident Folder	Open Archive Folder
Step 1 Not Connected to MCC Vehicle <a href="#">Attempt connection</a>	Step 2 eIAP	Step 3 Mapping	Step 4 Notebook
Step 5 Outlook	UBD	Fire View	CSIRO Fire Calculator
Measurement Converter	Ops Docs	FDI Meter	Chemdata
MS Word	MS Excel	Indigo Vision Client	Sentinel Hotspots
OpsMaps	Desportal	maps Australia Google Maps	Google Google
VisiCad	AMX Controller	BOM	

- Printer 1 A4 Colour (Fax)
- Printer 2 A3 Colour
- Printer 3 A1 Colour (Plotter)
- Satellite Connection
- Primary 3G
- Backup 3G
- DCS Network Connectivity
- Desportal
- MCC Vehicle File Server
- Blade Server 1
- Blade Server 2
- Blade Server 3
- MCC Domain Controller
- MCC Email Server
- MCC Management Server

Queensland Fire and Rescue Service logo

Links





# ECC

## Components Of ECC

1 e...ulti ser

Electronic  
and  
Mobile  
Command  
Control

IC #550003 s1(SnrOff) - eIAP v3.1-3 (Tablet PC) Multi-User View

Share Handover **eIAP IC #550003 s1(SnrOff)**

**Summary** Event ID Senior Officer Demo Incident Date Wed 14/10/2009 Session Date Wed 14/10/2009 10:55 Region Brisbane  
 Incident Controller Mitchell, Ian Role Incident Controller Author (Multiuser)

**Critical Message** Click to Edit

**Org Chart** Expand Map Pen Eraser Select Item Delete Item Load Image Paste Image Zoom Reset 100% Save Image

**Agencies** **Resources** **Tactical** **Plans** **Objectives** **Map** Click to Edit **SMEACS** **Action Log** **Safety** **Sign-Off** **Library**

**TOM (development)** X: 153.15581, Y: -27.41973  
 QFRS GIS Unit Web Mapping Application Current Action: Re-center Map

Live Map Find Place Find Address ESCAD ESCAD ESCAD

Print

Links



# ECC

## Components Of ECC

1 apping

Electronic  
and  
Mobile  
Command  
Control

Links





# Applications

## Mobile Command and Control

Electronic  
and  
Mobile  
Command  
Control

The mobile command centre (501) is a state-of-the-art vehicle which provides a multitude of physical and resources to support up to a full incident management team ( ) at the very heart of the incident i.e. at ground zero or remotely.



Features include:

- 3 PC Consoles
- 1 ESCAD Consoles
- Satellite
- VOIP Phones
- Video Conferencing
- Sympodiums
- Printers & Faxes
- Air-conditioning
- ESA Tokens
- Infrared Video Camera
- Voice Recorders
- OS & NS Awnings

Links

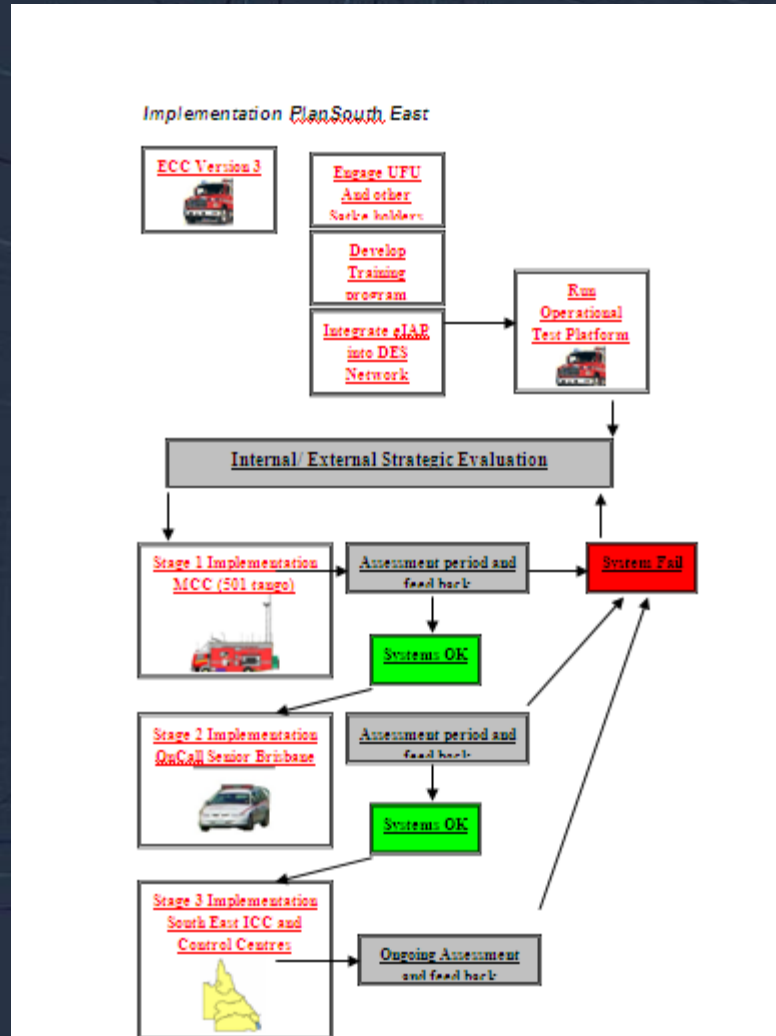


Queensland  
Government



# State wide implementation

Electronic  
and  
Mobile  
Command  
Control



Links

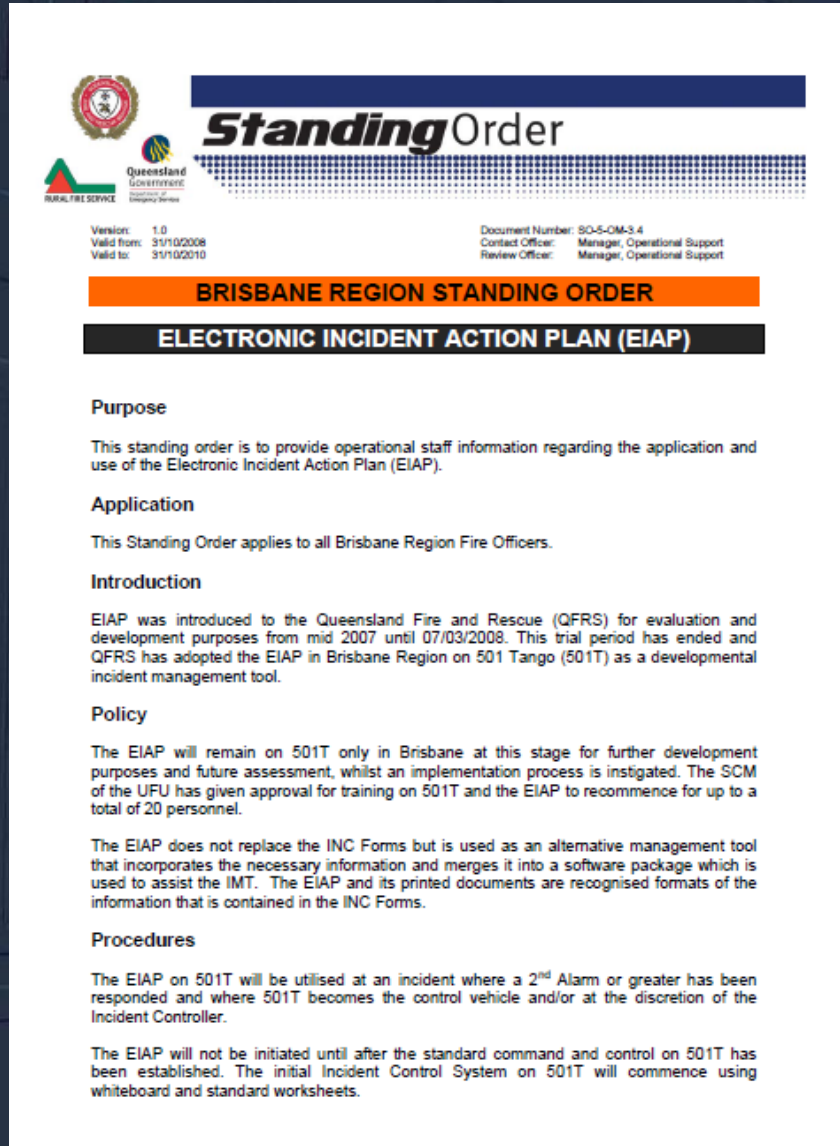


Queensland  
Government



Electronic  
and  
Mobile  
Command  
Control

# Current Standing Order



The image shows the cover of a document titled "Standing Order". At the top left is the Queensland Fire and Rescue Service logo. To its right is the Queensland Government logo. The title "Standing Order" is prominently displayed in a large, bold, blue font. Below the title, there is a grid of small blue squares. Further down, there is a table with two columns: "Version" and "Document Number". The "Version" column lists "1.0" and "Valid from: 31/10/2008". The "Document Number" column lists "SQ-S-OM-3.4". Below the table, there are two orange and black bars with white text: "BRISBANE REGION STANDING ORDER" and "ELECTRONIC INCIDENT ACTION PLAN (EIAP)". The main body of the document contains sections for "Purpose", "Application", "Introduction", "Policy", and "Procedures", each with a brief description of the EIAP's role and usage.

Version:	1.0	Document Number:	SQ-S-OM-3.4
Valid from:	31/10/2008	Contact Officer:	Manager, Operational Support
Valid to:	31/10/2010	Review Officer:	Manager, Operational Support

**BRISBANE REGION STANDING ORDER**

**ELECTRONIC INCIDENT ACTION PLAN (EIAP)**

### Purpose

This standing order is to provide operational staff information regarding the application and use of the Electronic Incident Action Plan (EIAP).

### Application

This Standing Order applies to all Brisbane Region Fire Officers.

### Introduction

EIAP was introduced to the Queensland Fire and Rescue (QFRS) for evaluation and development purposes from mid 2007 until 07/03/2008. This trial period has ended and QFRS has adopted the EIAP in Brisbane Region on 501Tango (501T) as a developmental incident management tool.

### Policy

The EIAP will remain on 501T only in Brisbane at this stage for further development purposes and future assessment, whilst an implementation process is instigated. The SCM of the UFU has given approval for training on 501T and the EIAP to recommence for up to a total of 20 personnel.

The EIAP does not replace the INC Forms but is used as an alternative management tool that incorporates the necessary information and merges it into a software package which is used to assist the IMT. The EIAP and its printed documents are recognised formats of the information that is contained in the INC Forms.

### Procedures

The EIAP on 501T will be utilised at an incident where a 2<sup>nd</sup> Alarm or greater has been responded and where 501T becomes the control vehicle and/or at the discretion of the Incident Controller.

The EIAP will not be initiated until after the standard command and control on 501T has been established. The initial Incident Control System on 501T will commence using whiteboard and standard worksheets.

Links



Queensland  
Government